

Truck Smart Guide

What to Know Before You Go



nyc.gov/trucksmart



Contents

Safety

Pre-trip Safety Check.....	3
Pedestrians.....	5
School Zones.....	6
Cyclists.....	7
Bus Lanes.....	9
Turning Movements.....	11

Navigate NYC

Plan Your Route.....	13
Local vs. Through Truck Routes.....	14
Using Your GPS.....	16
Parkway Restrictions.....	18
Don't Get Stuck.....	19
Size and Weight Restrictions.....	20

Deliver NYC

Driving at Night.....	23
Curb Access.....	24
Parking.....	25

NYC DOT Programs

Off-Hour Deliveries.....	27
Open Streets and Open Restaurants.....	28
Truck Safety Education Programs.....	29
NYC Clean Truck Program.....	30




Be Truck Smart!

As a truck operator, your attention to safety saves lives.

NYC DOT is here to help. Our #1 mission is to ensure the safety of everyone traveling throughout NYC, while keeping you moving and getting the job done.

In this booklet, you will find tips for driving safer and smarter in NYC.





Safety




Did You Know?

67% of truck-involved pedestrian and cyclist crashes resulted in serious injury or death.



Pre-trip Safety Check

A few reminders before you go...

-  Check all tires and brakes to ensure they are working properly. They are important safety components to your vehicle.
-  Scan your mirrors. Cross-over mirrors are required by New York State Vehicle and Traffic Law for all registered New York State trucks with gross vehicle weights over 26,000 lb.
-  Record your vehicle's height. This will help you avoid low clearance structures. Be on the lookout for caution signs.



Did you know?

Truck crashes are twice as likely as passenger vehicle crashes to result in fatalities and serious injuries for pedestrians and cyclists.



Pedestrians

- Slow down when around pedestrians in the roadway. Be mindful that pedestrians using mobility assisting devices like crutches and wheelchairs may need more time navigating the street.
- Do not block the crosswalk or the box (intersection). This will put pedestrians in the path of oncoming traffic.
- When proceeding at a green light, give yourself 2-3 seconds before moving.
- Lookout for sudden change in direction by pedestrians.
- In bad weather, pay attention for pedestrians crossing in the roadway. Remember, it takes longer for trucks to stop in poor weather conditions.



School Zones



When approaching school zones, **slow down** and adhere to the posted speed limits.



Come to a complete **stop** when the school bus 'STOP' signal is deployed. NY State Law — ALL vehicles must stop even if the school bus is on the opposite side of the roadway.




Do not park in school zones. You are only allowed to park near the school if you are conducting business with the building. It is illegal to idle in school zones.



Be aware of children and parents who may step out into traffic unexpectedly.

Did you know?

There are over 1,800 school zones in NYC and that number is growing.

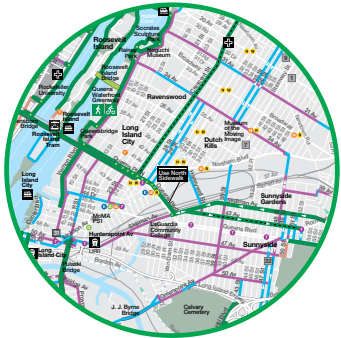


Cyclists

- Cyclists have a right to the roadway, even when there are no bike lanes present.
- Never park or idle in bike lanes unless there is an emergency.
- Be patient! Maintain a minimum distance of 3 feet when passing cyclists.
- Keep a safe distance when driving behind cyclists.
- Practice opening the driver side door with your right hand. This helps you turn to see if a cyclist is approaching your vehicle.

These are some different types of bike lanes you will encounter on NYC streets.

You may encounter bike lanes along many of the city's truck routes. Cyclists should be given the right of way when you are approaching a rider.



Bike Lane



Protected Bike Lane



Shared Bike Lane



Bus Lanes

Be aware of the city's vast network of bus lanes and busways as you are traveling around. Bus lanes are marked "Bus Only" and may be painted red, and only buses can travel or stop in them during certain hours of the day.

You cannot pick-up or deliver goods in a bus lane during the hours it is in effect. Many curbside bus lanes have mid-day hours where parking and deliveries are permitted, and many streets with bus lanes have delivery space on an opposite curb, or on a cross street. Unless posted signs say otherwise, you may enter a bus lane for the following reasons:

- Making a right turn at the next street
- Merging through a bus lane or parking space on the other side

For more information on where bike lanes are located, take a look at the official NYC Bike Map!

Visit nyc.gov/bikes.

- Accessing a private street, curb cut, or driveway within 200 feet
- Quickly dropping off or picking up passengers


Busways allow through traffic for buses **and trucks** only and may also be designated with red paint.



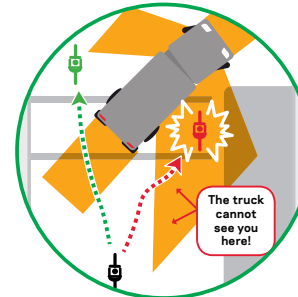
Bus Lane




Busway



Turning Movements



Slow down when preparing to make a turn, and be sure to visually scan the intersection. When making turns, please ensure there are no pedestrians or cyclists in the obstructed view areas.



A safe left turn is 5 MPH.



Navigate NYC

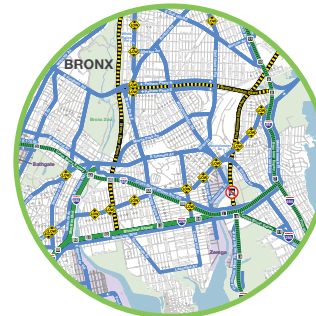
Did you know?

Nearly a third of serious injury and fatality crashes involving trucks happen on non-truck routes.



Plan Your Route

In NYC, certain roads are better designed for large trucks and other commercial vehicles. These roads are part of a mapped network that you can access to plan your route. When traveling between your origin and destination, always use a truck route!



To access the digital version of the most updated truck route map or to order free paper copies please visit nyc.gov/trucks.

Local vs. Through Truck Routes

There are two classes of truck route roadways, **Local Truck Routes** and **Through Truck Routes**.



Local Truck Route Network

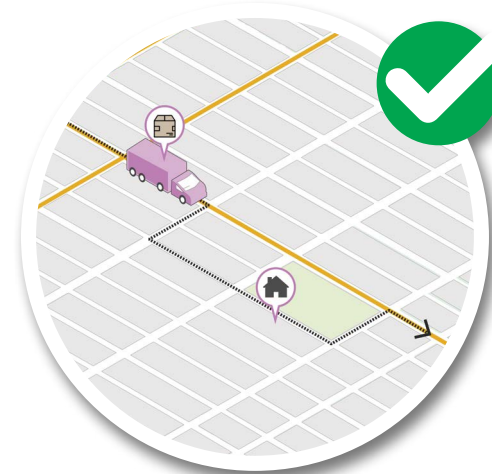
Designated for trucks with an origin and destination within a borough. This includes trucks that are traveling to make a delivery, or for loading or servicing.



Through Truck Route Network

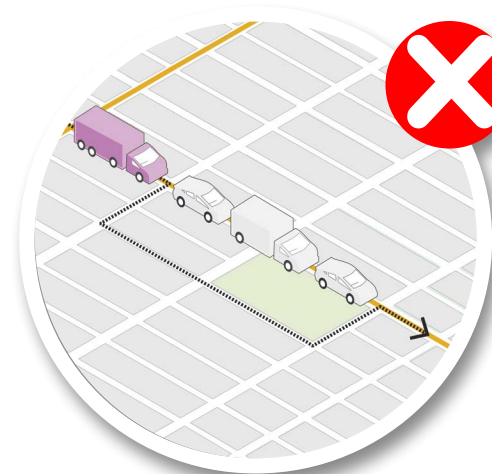
Primarily composed of major urban arterials and highways and must be used by trucks that have neither an origin or destination within the borough.

When can trucks go off route?



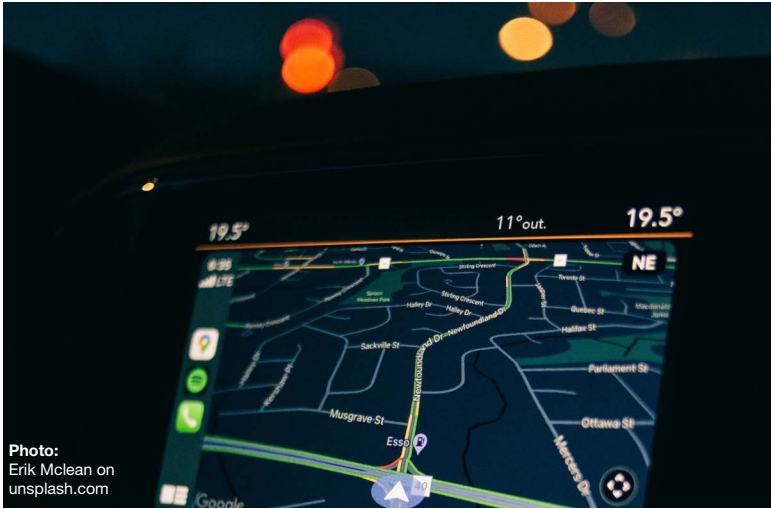
Allowed

To make a delivery off of a designated route




Not Allowed

To take a shortcut or avoid traffic



Using Your GPS

GPS is a valuable tool for many drivers to get where they want to go. Please see guidance to the right to help you optimize this navigation tool.



Tip

Always check your planned GPS route against the truck route map and roadway signage. Be aware of your surroundings!



Use a GPS unit programmed for commercial vehicles that will direct you to use truck routes.



Don't rely on your cell phone for navigation. Remember, hand held cell phone use is prohibited while driving a truck in NYC!




Stay away from parkways and other roadways dangerous for large vehicles.



Parkway Restrictions

Trucks and commercial vehicles are not allowed on parkways in New York City. The city's parkways system contains hundreds of low clearance structures for pedestrian and vehicular use.



If you find yourself on a city parkway, pull over immediately and dial 911.



Don't Get Stuck!

If you illegally enter one of our city's parkways, you may strike a bridge, which is bad for the bridge, your truck, and the other road users around you. Low clearance structures can also be found on many local streets. Always be aware of caution signs at every approach.

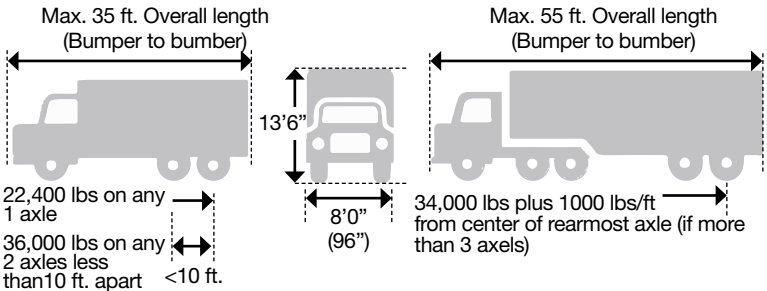


For a list of the city's parkways and access to the city's parkway brochure, please visit [nyc.gov/trucks](https://www.nyc.gov/trucks).



Size & Weight Restrictions

Vehicles exceeding the maximum dimensions must obtain a daily over-dimensional vehicles permit for each portion of a trip (for example, one permit is needed to travel to a destination within the city and another is needed to travel back out).



Single Unit Vehicle	Height/Width	Multi-Unit Vehicle
---------------------	--------------	--------------------




For more information about daily over-dimensional permits, call **212.839.6341** or visit nyc.gov/oversizedpermits.



Deliver NYC

Did you know?

A driver's vision drops tenfold as night falls.



Driving at Night

You may find yourself driving and conducting business during the overnight hours. This is a good way to avoid traffic and reduces the likelihood of interacting with vulnerable roadway users.

Reminders:

- Stay alert at all times.
- Obey the speed limit and drive slower, especially in areas where there may be difficulties with lighting.
- Check to make sure your headlights are working and sufficiently lit.
- Avoid reversing your truck at night, especially if you do not have a spotter to assist you.
- Always look into each of your mirrors before you proceed! Be sure there is no one in your obstructed view areas. Your truck's eye view is up to you!
- Be fully rested when working and operating a truck.



Curb Access

Be aware of some of the changes you may see while on NYC roads and what they mean for your route.

In residential areas, the Neighborhood Loading Zone (NLZ) program provides additional curb space for deliveries, passenger pick-up/drop-off and loading.

Visit nyc.gov/nlz for Neighborhood Loading Zone locations and program information.

New kinds of freight vehicles are also using the curb. Cargo bicycles participating in [NYC DOT's Commercial Cargo Bicycle Pilot Program](#) are permitted to load, unload, and stage in the same areas where trucks are permitted to park. For more information visit nyc.gov/trucks.



Parking

- Avoid the safety hazards of double parking by using designated commercial and neighborhood loading zones, or off-street loading dock areas.
- Don't park or stand your vehicle in bike lanes or on sidewalks!
- Always look for pedestrians and cyclists when accessing and leaving curb space or a loading dock.
- Make sure your truck is right sized for loading docks.
- Don't park your truck on a road overnight. Overnight on-street parking is illegal. For personal and traffic safety, use off-street parking and storage facilities.

General guidance about parking and standing for commercial vehicles is available at nyc.gov/trucks.



NYC DOT Programs



Off-Hour Deliveries

NYC DOT supports the adoption of nighttime deliveries through our Off-Hour Deliveries program.

NYC DOT's Off-Hour Deliveries (OHD) program encourages goods delivery during the off-peak hours of 7 pm to 6 am to increase safety and efficiency while decreasing congestion and truck emissions. OHD works with businesses and delivery services to develop the best off-hour deliveries strategy for their unique needs.

For tips, tools, and resources to support nighttime freight work, visit ohdnyc.com.



Open Streets and Open Restaurants

Open Streets and Open Restaurants could impact your routing and turning movements, as streets are closed off for recreation or partially restricted as restaurants expand into the parking lane.

Reduce speeds and be extra cautious when driving near Open Streets and Open Restaurants locations.

You are allowed to conduct business within these zones when necessary.

Visit nyc.gov/openstreets or nyc.gov/openrestaurants for more information regarding these programs.



Truck Safety Education Programs

NYC DOT's Truck's Eye View program provides education to the public on the hazards of obstructed vision areas around large trucks. At events citywide, participants can sit in the driver's seat of a truck and learn about the vehicle's obstructed vision areas from a professional truck operator.

The **"I See You"** educational video focuses on practical steps truck operators can take to improve safety. Visit nyc.gov/dot to take a look.

Truck companies interested in learning more about NYC DOT freight safety programs can email freightmobility@dot.nyc.gov for more information.

NYC Clean Trucks Program

NYC Clean Trucks Program provides rebate incentives and resources to commercial fleets operating in NYC Industrial Business zones to help them transition to more advanced cleaner truck technologies. Learn more about this program and how it helps make our air safer to breathe by visiting nycctp.com.



Truck Safe, Truck Smart, Truck NYC!

Trucks are important to the growth and function of this great city!

Don't forget:

- The citywide speed limit is 25 mph unless otherwise posted.
- Use your right hand when opening the door so you can see if someone is walking or cycling by.
- Do not reverse in an intersection!
- Always stop for pedestrians.
- Cyclists have a right to the roadway.

If you have any questions about the content in this booklet, feel free to contact us by leaving a message by phone at 212.839.6670 or by email to FreightMobility@dot.nyc.gov. To learn more about the data and policies discussed in this booklet, check out *Delivering New York: A Smart Truck Management Plan for New York City* at nyc.gov/trucks.



Stay informed of safety and other resources.

Visit nyc.gov/dot

Subscribe to our freight newsletter at nyc.gov/dotnews.

Learn more about Vision Zero at nyc.gov/visionzero.

Follow us on social media:



NYC_DOT



NYC_DOT



NYC_DOT



nyc.gov/trucksmart

**VISION
ZERO** 
Building a
Safer City